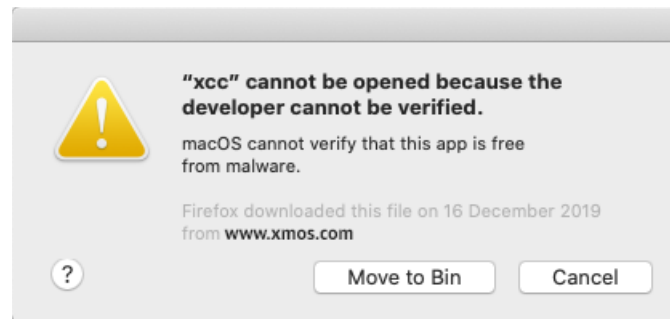


RUNNING XTIMECOMPOSER FROM COMMAND LINE ON MACOS CATALINA

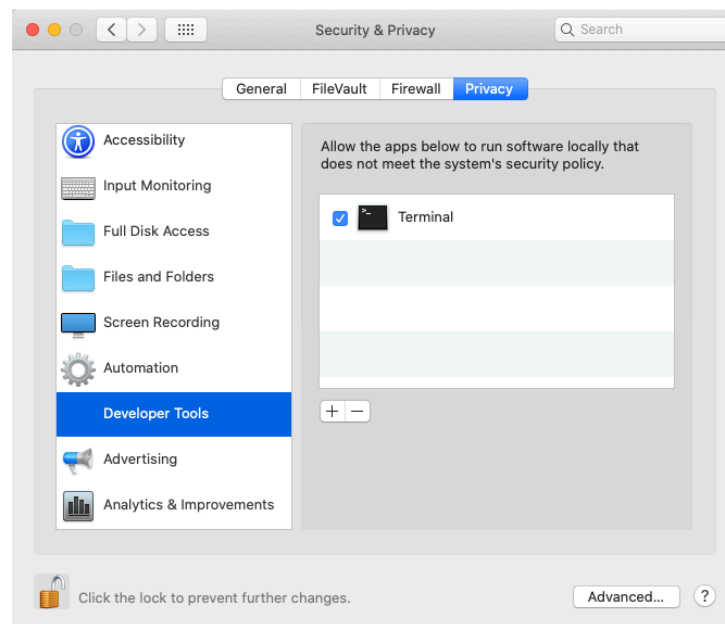
By default, running an xTIMEcomposer executable (such as xcc) at the command line will raise the following security dialog:



This happens because the executables within the xTIMEcomposer tools 14.4.1 have not been properly signed. You can circumvent the check by opening a terminal window and typing:

```
$ spctl developer-mode enable-terminal  
Terminal added as a developer tool. Enable in the Security & Privacy preference pane.
```

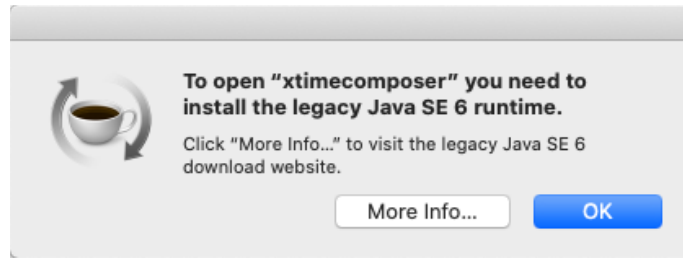
Now open System Preferences -> Security & Privacy -> Privacy -> Developer Tools, unlock the preferences window by clicking the lock in the bottom left corner, and tick the checkbox next to "Terminal":



The executables will now all work at the command line (but not if run from Finder, say)

RUNNING THE XTIMECOMPOSER IDE FROM THE COMMAND LINE

By default, running xtimecomposer IDE will raise the following system dialog:



To install Java 6 on MacOS Catalina, a modified Java 6 package is required.

The modification is described at:

<https://forums.macrumors.com/threads/java-6-runtime-legacy-version-for-macos-catalina.2195954/?post=27685394#post-27685394>

A pre-modified package is available at:

<https://sharkfinesse.com/mac-os-catalina-and-legacy-java-6-dependencies>

Install the modified Java 6 package (if it cannot be run due to security permissions, right click [Ctrl + click] and select Open -> Open).

Running xtimecomposer will now work at the command line (but not if run from Finder, say).

RUNNING TOOLS FROM THE GUI

The work-around described above only works for tools executed from a terminal window. To run the tools from the GUI, you need to override the security permissions on a per-executable basis.

Use Finder to navigate to the executable in question, right click and select Open -> Open.

This procedure is only required once per executable.

Copyright © 2019, All Rights Reserved.

Xmos Ltd. is the owner or licensee of this design, code, or Information (collectively, the “Information”) and is providing it to you “AS IS” with no warranty of any kind, express or implied and shall have no liability in relation to its use. Xmos Ltd. makes no representation that the Information, or any particular implementation thereof, is or will be free from any claims of infringement and again, shall have no liability in relation to any such claims.